

STYLE GUIDE 2026

FORMULAPROUSA.COM



GUIDELINES 2026

FORMULAPROUSA.COM



The following slides outline the specifications for all logo identification that each team and its drivers are required to follow during the 2026 Formula Pro USA season. The specifications include logo type, location and size for the designated space. This document covers the Official Sponsor Logos.

Teams will receive two sets of decals with their vehicle registration. Additional sets will be available for purchase. Drivers are free to have their suits embroidered with the appropriate assets. **Please provide a solid background for the area where the logo is to be placed unless prior approval has been received by Exclusive Racing.** The goal is to maximize the contrast between the surface and logos, in order to provide the greatest visibility for trackside viewers.

Teams must send liveries to Exclusive Racing Info@ExclusiveRacing.com for approval prior to completion of the vehicle wrap. Any questions regarding logo placement, decals or assets, contact Info@ExclusiveRacing.com.

[Assets can be downloaded from the website by clicking here](#)



GRAPHIC MOTIF 2026

FORMULAPROUSA.COM



The FPUSA3 logos must be given prominence and visibility, so they are not crowded by other text and graphics.

The clear space area of 2" is the minimum distance away from other graphics. We recommend that you increase this space whenever possible.

Whichever logo arrangement is in use, the width of the Letter 3 should be at least 2" tall, and ideally larger when possible.



GRAPHIC MOTIF 2026

FORMULAPROUSA.COM



The FPUSA4 logos must be given prominence and visibility, so they are not crowded by other text and graphics.

The clear space area of 2" is the minimum distance away from other graphics. We recommend that you increase this space whenever possible.

Whichever logo arrangement is in use, the width of the Letter 4 should be at least 2" tall, and ideally larger when possible.



GRAPHIC MOTIF 2026

FORMULAPROUSA.COM




Red




R 226
G 33
B 28

Blue




R 11
G 16
B 159

Black



C 20
M 20
Y 20
K 100

White



C 0
M 0
Y 0
K 0




Red




R 226
G 33
B 28

Blue




R 11
G 16
B 159

Black



C 20
M 20
Y 20
K 100

White



C 0
M 0
Y 0
K 0




GRAPHIC MOTIF 2026

FORMULAPROUSA.COM




Black



C 20
M 20
Y 20
K 100


White



C 0
M 0
Y 0
K 0


mountune

Black



C 20
M 20
Y 20
K 100

White



C 0
M 0
Y 0
K 0



GRAPHIC MOTIF 2026

FORMULAPROUSA.COM







Orange

Grey

Black

White



R 225
G 102
B 0

R 153
G 155
B 158

C 20
M 20
Y 20
K 100

C 0
M 0
Y 0
K 0




GRAPHIC MOTIF 2026

FORMULAPROUSA.COM




Lt Gold




R 247
G 177
B 0

Dk Gold




R 183
G 114
B 55

Black



C 20
M 20
Y 20
K 100

Silver



C 0
M 0
Y 0
K 20



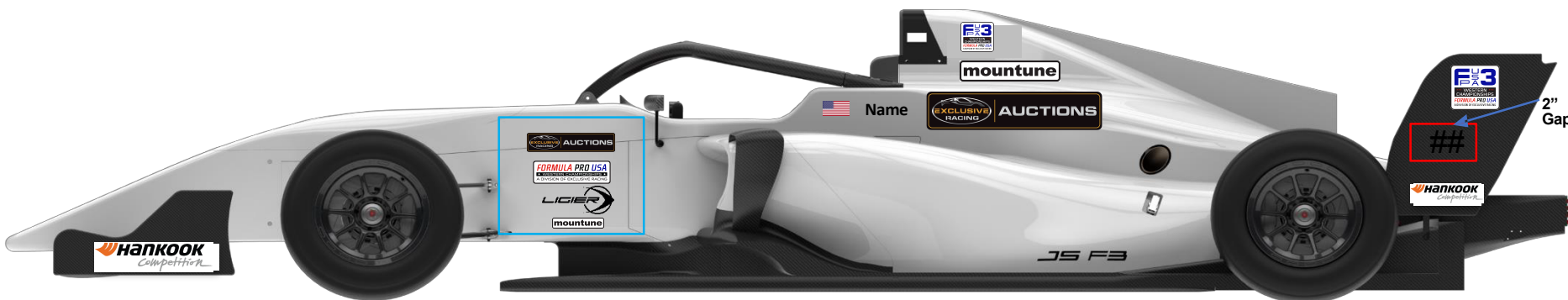
FPUSA3 TEAM CAR SIDE 2026

FORMULAPROUSA.COM



EXCLUSIVE RACING WILL PROVIDE EVERY TEAM WITH TWO (2) SETS OF SIDE PANEL ASSETS. ANY ASSETS NEEDED AFTER THAT WILL BE AVAILABLE FOR PURCHASE THROUGH EXCLUSIVE RACING

No distortion of any logo is permitted



Front Wing
Format: 3.5"x11"
approx.



Front Chassis
Leave space for title series sponsors for one piece side panel decal.

Location: Top of decal sheet 7" from the top of the nose (center of the halo)



Intake Cover
Format: 3" Tall
approx.
Location: 1" down from the top profile, (not curved over)



Intake Cover
Format: 1.8"x15"
approx.
Location: 6.5" down from the top profile, (not curved over)
*Base of 'H' or 'A' touches separation



Isolation Space:
Leave a minimum of 2.5" approx.

Cockpit Side
Format: 2"x18"
approx.
Flag then name. Single color font. No outline or shadowing

Rear Wing
Format: 5" Tall
approx.



Rear Wing Number Plate
Format: 9"x9"
Location: 8" down from top of rear wing



Rear Wing
Format: 2"x8"
approx.



No distortion of any logo is permitted

FPUSA3 TEAM CAR NOSE 2026

FORMULAPROUSA.COM



EXCLUSIVE RACING WILL PROVIDE EVERY TEAM WITH TWO (2) SETS OF SIDE PANEL ASSETS. ANY ASSETS NEEDED AFTER THAT WILL BE AVAILABLE FOR PURCHASE THROUGH EXCLUSIVE RACING

Number:


Format: 6" Black or White #

Location: Top of number 3" down from the nose cone



Sponsor Placement Format:

Location: Top of decal sheet start 10" down from the nose cone



No distortion of any logo is permitted

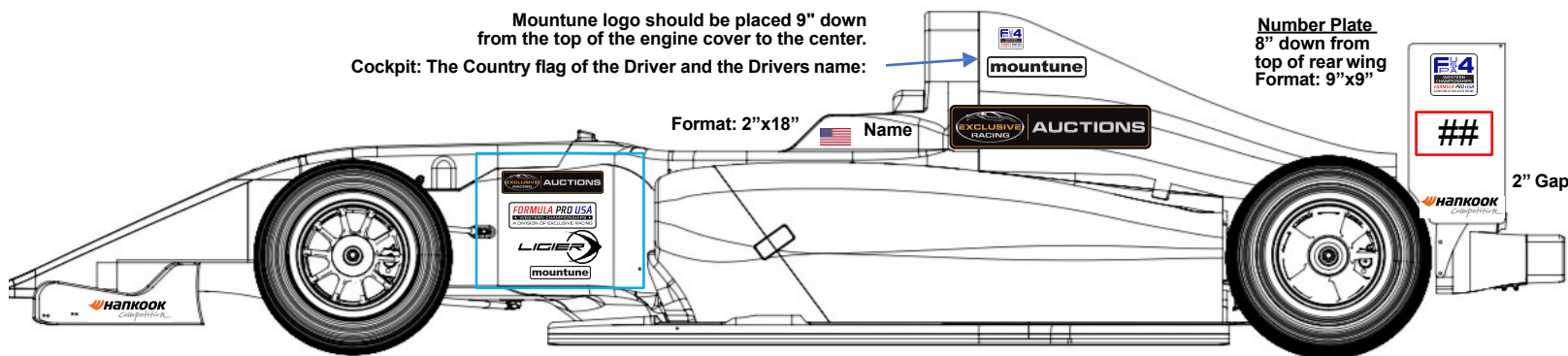


FPUSA4 TEAM CAR SIDE 2026

FORMULAPROUSA.COM



EXCLUSIVE RACING WILL PROVIDE EVERY TEAM WITH TWO (2) SETS OF SIDE PANEL ASSETS. ANY ASSETS NEEDED AFTER THAT WILL BE AVAILABLE FOR PURCHASE THROUGH EXCLUSIVE RACING



Front Wing
Format: 3.5"x11"
approx.



Front Chassis
Leave space for title series sponsors for one piece side panel decal.

Location: Top of decal sheet 7" from the top of the nose (center of the halo)



Intake Cover
Format: 3" Tall
approx.

Location: 1" down from the top profile, (not curved over)



Intake Cover
Format: 1.8"x15"
approx.

Location: 6.5" down from the top profile, (not curved over)
*Base of 'H' or 'A' touches separation



Isolation Space:
Leave a minimum of 2.5" approx.

Cockpit Side
Format: 2"x18"
approx.

Flag then name. Single color font. No outline or shadowing

Rear Wing
Format: 5" Tall
approx.



Rear Wing Number Plate
Format: 9"x9"

Location: 8" down from top of rear wing

Rear Wing
Format: 2"x8"
approx.




No distortion of any logo is permitted

FPUSA4 TEAM CAR NOSE 2026

FORMULAPROUSA.COM



EXCLUSIVE RACING WILL PROVIDE EVERY TEAM WITH TWO (2) SETS OF SIDE PANEL ASSETS. ANY ASSETS NEEDED AFTER THAT WILL BE AVAILABLE FOR PURCHASE THROUGH EXCLUSIVE RACING



No distortion of any logo is permitted

Number Plate: 9"x9"

2" down from top of the shock cover.
Leave 2" gap between number & Exclusive Racing logo.



Format: 2"x4"



Format: 4" Tall



*EDIT with new placement?
(For easy placement- bottom of logo goes right above nose cap)*

Format: 4" Wide



DRIVER SUIT 2026

FORMULAPROUSA.COM



Drivers are free to have their suits embroidered.

Upper chest, RIGHT-HAND
SIDE Format: 2"x 4" approx.



Format: 2" tall for each logo approx.



Both logos are not required.
Only the series logo you race
with is required and should be
place below the FPUSA logo.
However, if used together they
should be stacked as shown.

Upper chest, LEFT-HAND SIDE
Format: 2"x 4" approx.



Left arm, UPPER-SHOULDER
Format: 2"x 4" approx.



DRIVER SHIRT 2026

FORMULAPROUSA.COM



Upper chest, RIGHT-HAND

SIDE Format: 2"x 4" approx.



Format: 2" tall for each logo approx.



Both logos are not required. Only the series logo you race with is required and should be placed below the FPUSA logo. However, if used together they should be stacked as shown.

Upper chest, LEFT-HAND SIDE

Format: 2"x 4" approx.



Left arm, UPPER-SHOULDER

Format: 2"x 4" approx.



CREW SHIRT 2026

FORMULAPROUSA.COM



Upper chest, RIGHT-HAND
SIDE Format: 2"x 4" approx.



Format: 2" tall for each logo approx.



Both logos are not required.
Only the series logo you race
with is required and should be
place below the FPUSA logo.
However, if used together they
should be stacked as shown.

Upper chest, LEFT-HAND SIDE
Format: 2"x 4" approx.



Left arm, UPPER-SHOULDER
Format: 2"x 4" approx.



CREW JACKET 2026

FORMULAPROUSA.COM



Upper chest, RIGHT-HAND
SIDE Format: 2"x 4" approx.



Format: 2" tall for each logo approx.



Both logos are not required. Only the series logo you race with is required and should be placed below the FPUSA logo. However, if used together they should be stacked as shown.

Upper chest, LEFT-HAND SIDE
Format: 2"x 4" approx.



Left arm, UPPER-SHOULDER
Format: 2"x 4" approx.

